





M A R L U X M E D I C A L

FAST-FIT DISPOSABLE PRIVACY CURTAIN INSTRUCTIONS FOR USE



OR



OR



Depending on track system:

1a Push plunger up

OR

1b Remove stainless steel retaining pin

2 Open plastic sleeve at the top of the new disposable curtain. Do not fully remove the plastic sleeve at this stage.

3 Simply slide the pre-fitted Fast-Fit hooks onto the curtain track

Depending on track system:


4a Pull plunger down and then break red tab to release gliders

OR

4b Replace stainless steel retaining pin and then break red tab to release gliders.

5 Remove the plastic sleeve completely. Write the curtain installation date in the area provided. This specially designed anti-peel, durable labelling enables self-auditing of individual curtain change policies.

6 To change the curtain repeat from step 1 with a new Marlux® curtain.

 All Marlux® curtains are 100% recyclable. Marlux® offers a recycling service to its customers (subject to conditions); which includes the collection and ethical recycling of used product.

For more information regarding the Enviro Bag service please contact Marlux®